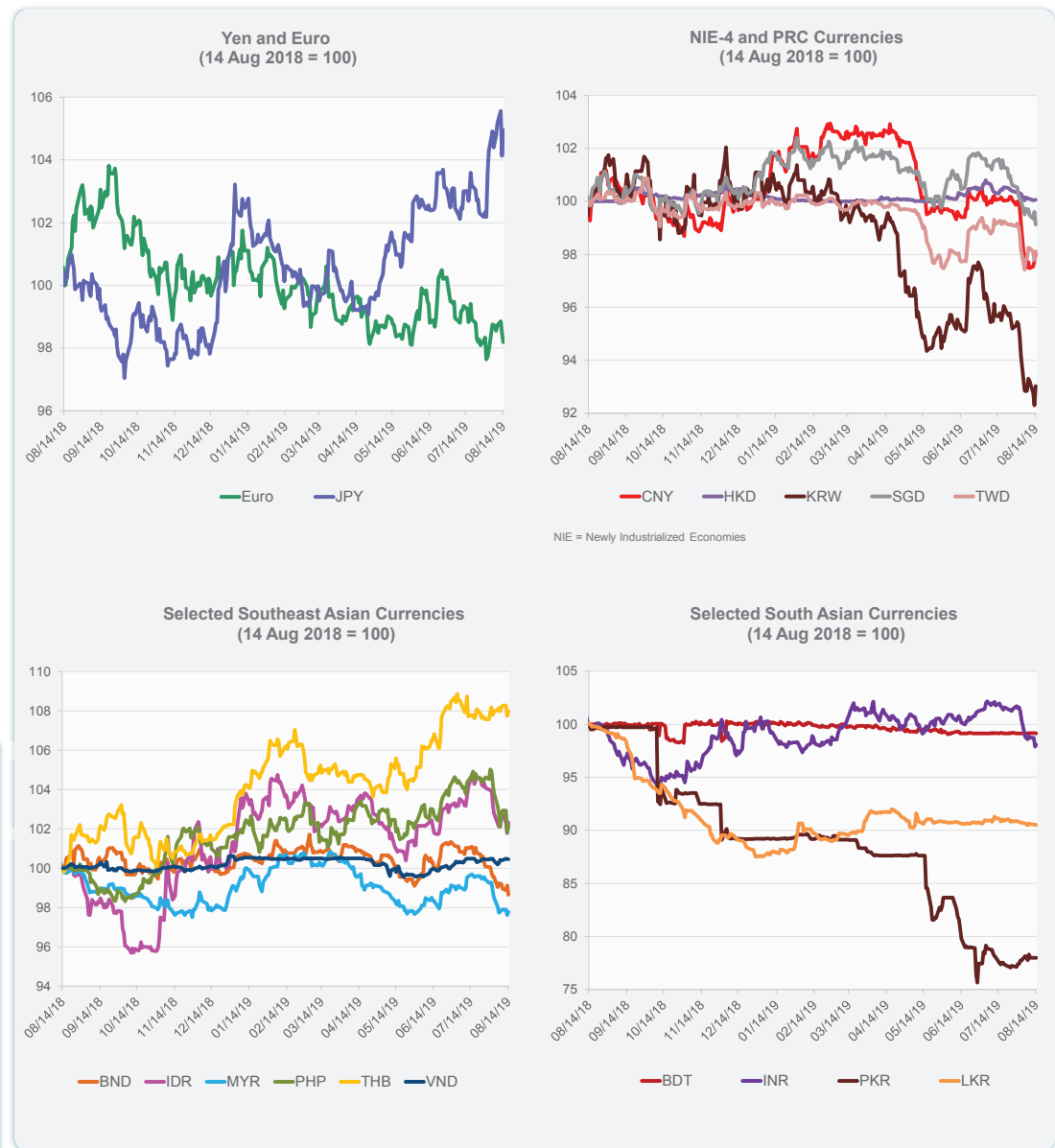
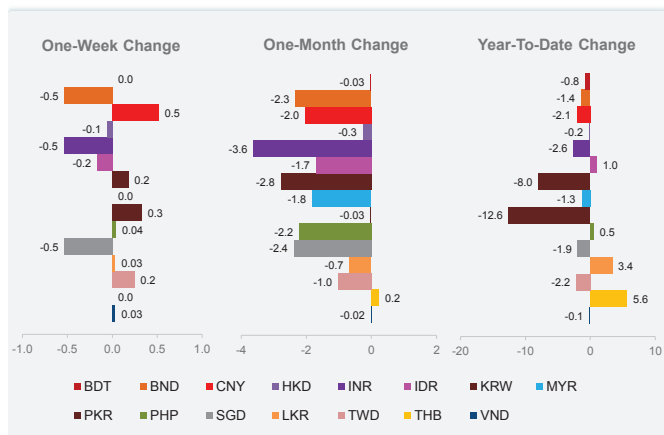


	Latest Closing	% change from Previous Day	% change from 01-Jan-19
Euro	0.90	-0.29	-2.84
Japanese yen (JPY)	105.91	0.78	3.62
Bangladeshi taka (BDT)	84.53	-0.03	-0.77
Brunei dollar (BND)	1.39	-0.49	-1.39
Chinese yuan (CNY)	7.02	0.28	-2.07
Hong Kong dollar (HKD)	7.85	0.01	-0.18
Indian rupee (INR)	71.27	0.17	-2.58
Indonesian rupiah (IDR)	14,249.00	0.53	0.99
Korean won (KRW)	1,212.65	0.79	-7.98
Malaysian ringgit (MYR)	4.19	0.17	-1.32
Pakistan rupee (PKR)	158.85	0.00	-12.58
Philippine peso (PHP)	52.30	0.31	0.54
Singapore dollar (SGD)	1.39	-0.48	-1.93
Sri Lanka rupee (LKR)	176.91	0.00	3.36
Taipei,China NT dollar (TWD)	31.40	0.34	-2.19
Thai baht (THB)	30.81	0.22	5.64
Vietnamese dong (VND)	23,208.00	-0.01	-0.14

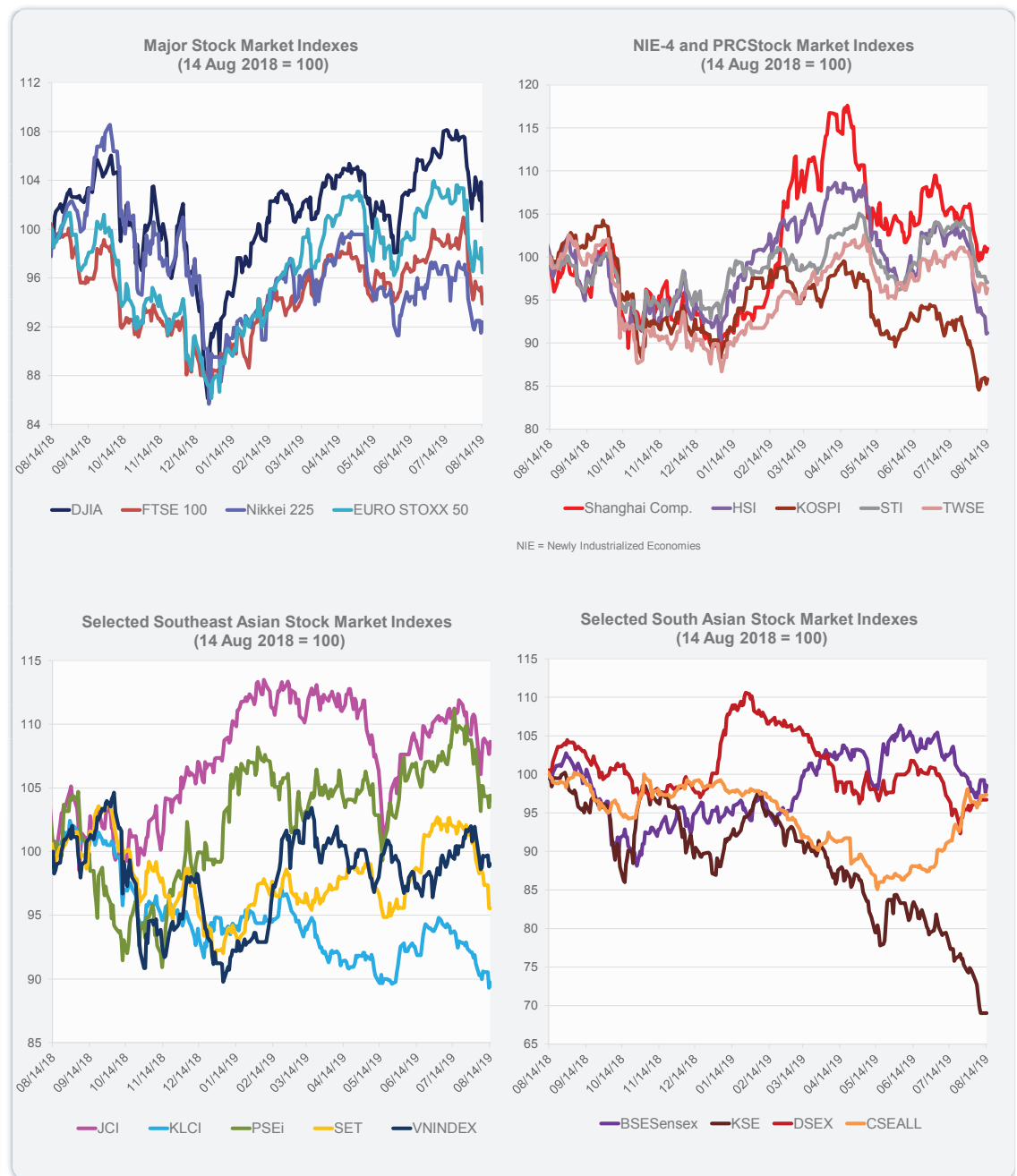
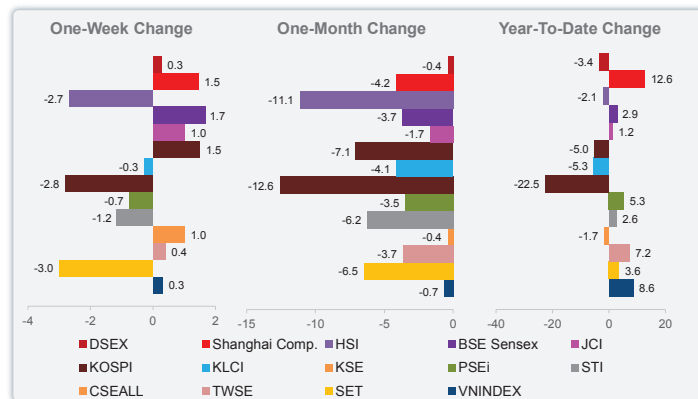


Note: Negative/Decreasing values indicate depreciation of local currency, and positive/increasing values indicate appreciation.
Source: Bloomberg.



Source: Bloomberg.

	Latest Closing	% change from Previous Day	% change from 01-Jan-19
US Dow Jones Ind Avg	25,479.42	-3.05	9.23
US NASDAQ	7,773.94	-3.02	17.16
US S&P 500	2,840.60	-2.93	13.31
UK FTSE 100	7,147.88	-1.42	6.24
EURO STOXX 50	3,288.70	-2.04	9.57
Japan NIKKEI 225	20,655.13	0.98	3.20
Bangladesh DSEX	5,201.42	0.00	-3.42
PRC Shanghai Comp.	2,808.92	0.42	12.63
Hong Kong, China HSI	25,302.28	0.08	-2.10
India BSE Sensex	37,311.53	0.96	2.92
Indonesia JCI	6,267.34	0.91	1.18
Korea, Rep. of KOSPI	1,938.37	0.65	-5.03
Malaysia KLCI	1,600.31	0.47	-5.34
Pakistan KSE 100	29,429.07	0.00	-22.55
Philippines PSEi	7,858.65	0.90	5.26
Singapore STI	3,147.60	0.03	2.57
Sri Lanka CSEALL	5,949.30	0.00	-1.70
Taipei, China TWSE	10,427.73	0.63	7.20
Thailand SET	1,619.45	-0.05	3.55
Viet Nam VNINDEX	968.91	0.22	8.56



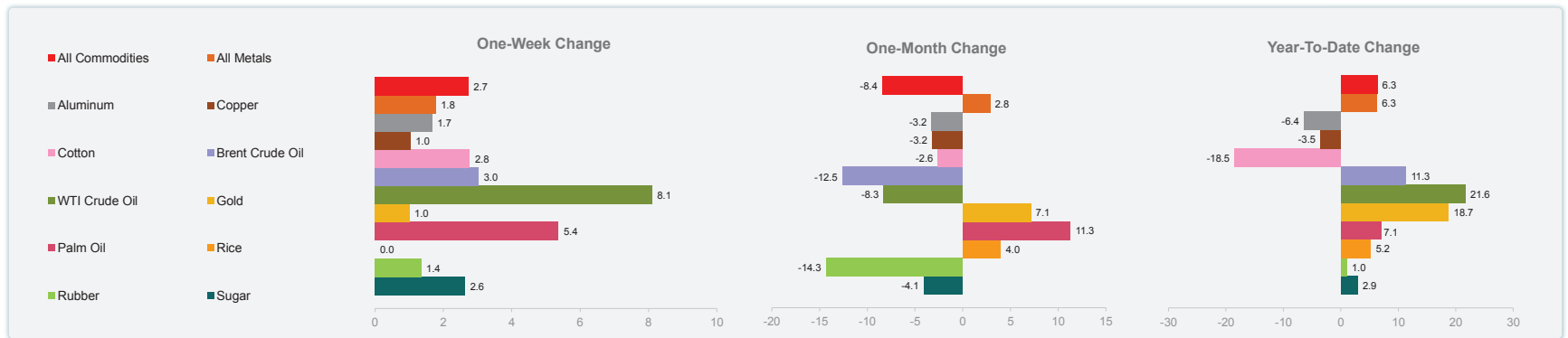
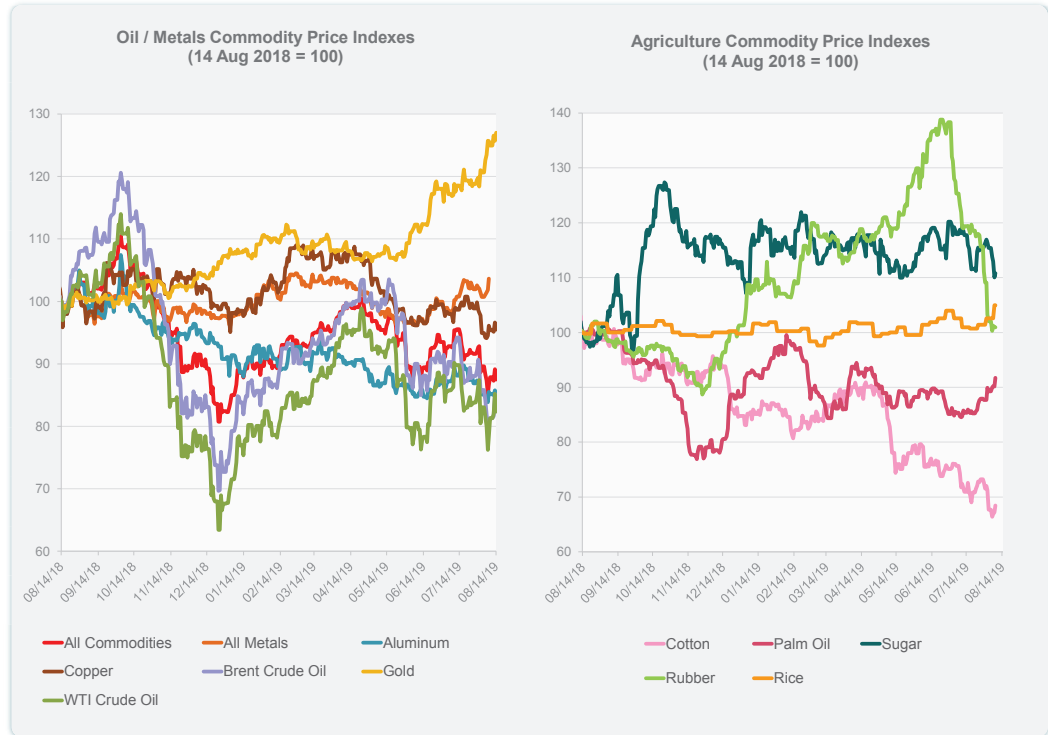
Source: Bloomberg.



Source: Bloomberg.

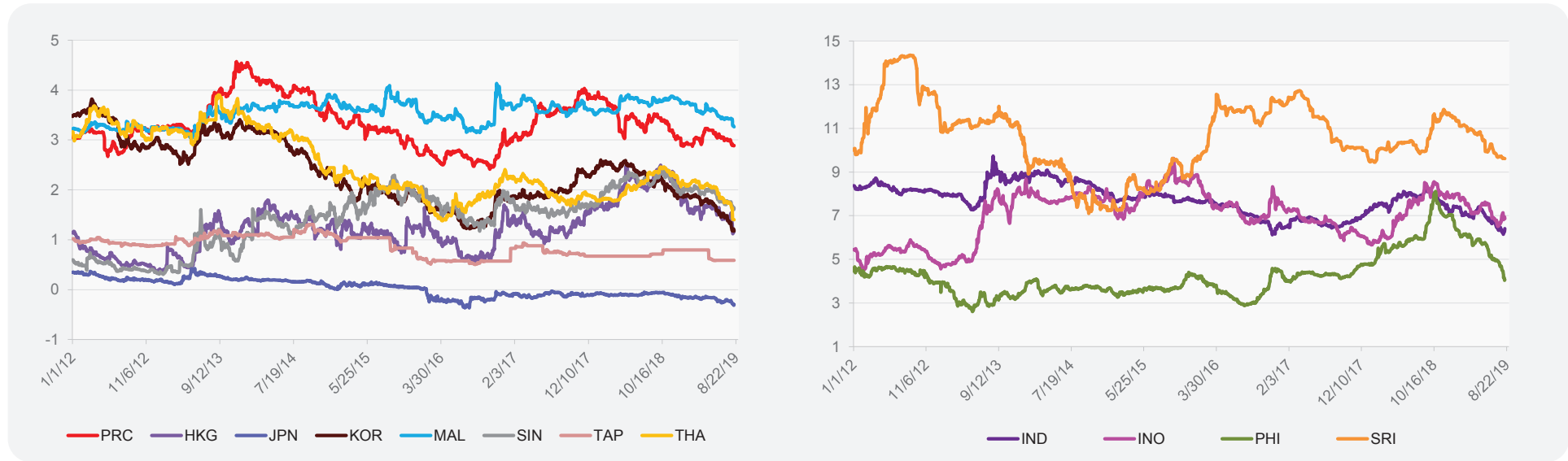
	Unit	Latest Closing	% change from Previous Day	% change from 01-Jan-19
S&P All Commodities	US\$	398.07	-1.84	6.34
S&P All Metals	US\$	217.02	-0.39	6.26
Aluminum	US\$/metric ton	1,743.75	-0.58	-6.39
Copper	US\$/metric ton	5,739.00	-1.13	-3.53
Cotton	US cents/lb	56.61	0.48	-18.49
Brent Crude Oil	US\$/barrel	58.81	-3.24	11.34
WTI Crude Oil	US\$/barrel	55.23	-3.27	21.63
Gold	US\$/troy oz	1,516.43	0.99	18.74
Palm Oil	US\$/metric tonne	505.73	-0.02	7.06
Rice ¹	US\$/metric ton	446.00	0.00	5.19
Rubber ²	US\$/kg	150.00	0.87	1.01
Sugar	US cents/lb	12.47	0.00	2.89

¹ Latest closing price from 7 August 2019.
² Singapore Exchange, Ribbed Smoked Sheet Rubber.

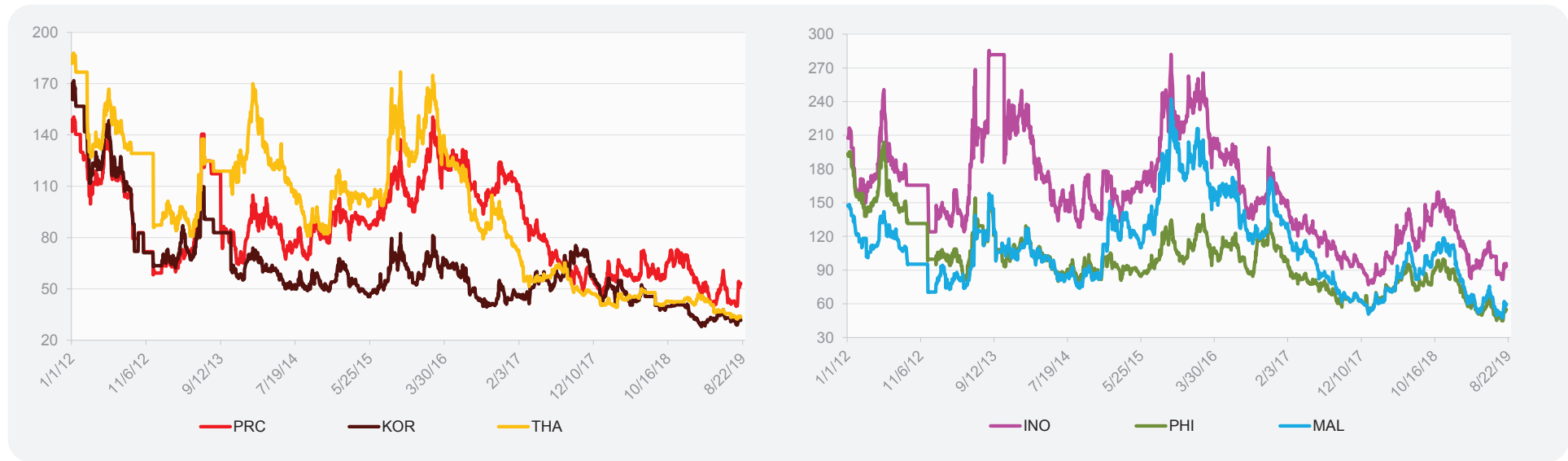


Source: Bloomberg.

5-YEAR LOCAL CURRENCY GOVERNMENT BOND YIELDS (%)



5-YEAR CREDIT DEFAULT SWAP¹



¹ In USD and based on sovereign bonds.
Source: Bloomberg.